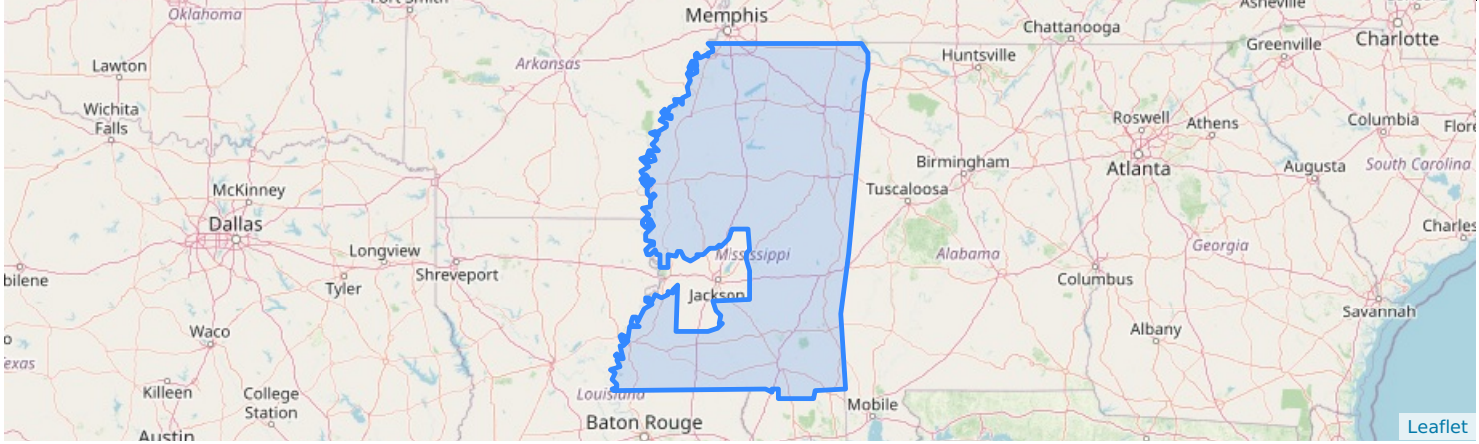
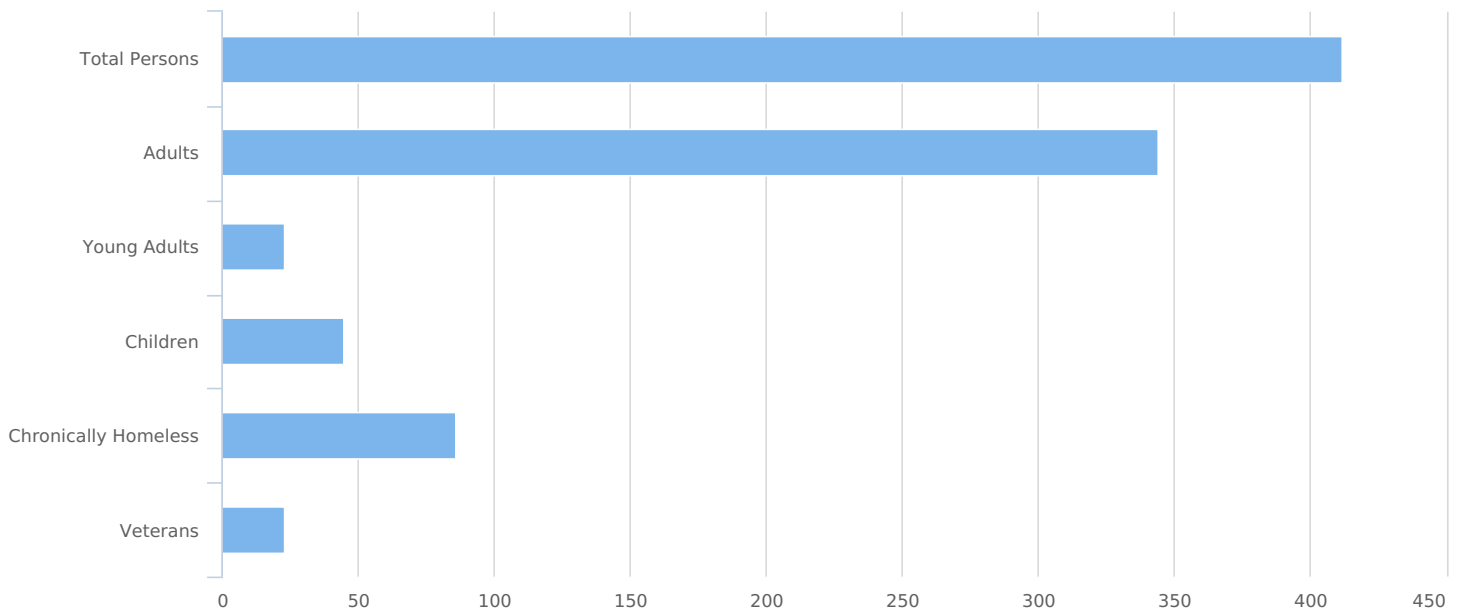


Count:	Mississippi BoS 2023 PIT Count	Geography:	All Geographies
Created by:	Glenn,Reginald	Created on:	05/22/2023 4:03 PM

**Summary**



Total number of persons	412
Number of children (under age 18)	45
Number of youth (age 18 to 24)	23
Number of adults (age 25 to 34)	55
Number of adults (age 35 to 44)	127
Number of adults (age 45 to 54)	85
Number of adults (age 55 to 64)	54
Number of adults (age 65 or older)	23
Observed age 25 or older	0
Unknown Age	0
Chronically Homeless	86
Veterans	23



### Data Quality Checks

Persons Missing Age Information	0
Persons Missing Sleeping Location	0
Persons Missing Gender	0
Persons Missing Ethnicity	0
Persons Missing Race	0
Persons Missing Relation to HoH	0
Persons with Unknown Household Type	0



## All Households

### Households with at Least One Adult and One Child

#### Household and Person Breakdown

Total number of households	23
Total number of persons	68
Number of children (under age 18)	44
Number of youth (age 18 to 24)	3
Number of adults (age 25 to 34)	5
Number of adults (age 35 to 44)	14
Number of adults (age 45 to 54)	2
Number of adults (age 55 to 64)	0
Number of adults (age 65 or older)	0
Observed age 25 or older	0

#### Gender

Female	44
Male	24
Transgender	0
A gender other than singularly female or male (e.g., non-binary, genderfluid, agender, culturally specific gender)	0
Questioning	0

#### Ethnicity

Non-Hispanic/Non-Latin(a)(o)(x)	68
Hispanic/Latin(a)(o)(x)	0

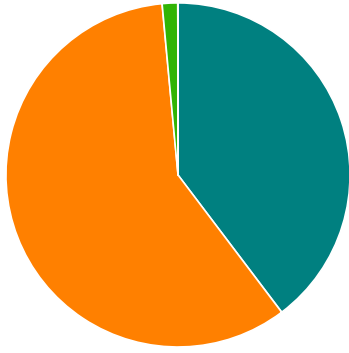
#### Race

White	27
Black, African American, or African	40
Asian or Asian American	1
American Indian, Alaska Native, or Indigenous	0
Native Hawaiian or Pacific Islander	0
Multiple Races	0

#### Chronically Homeless

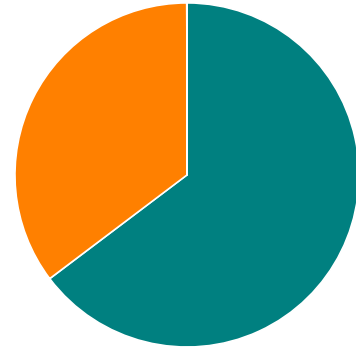
Total number of households	1
Total number of persons	8

Race



White Black or African American Asian  
American Indian Native Hawaiian Multiple

Gender



Female Male Transgender  
A gender other than singularly... Questioning

# Households without Children

## Household and Person Breakdown

Total number of households	327
Total number of persons	343
Number of youth (age 18 to 24)	20
Number of adults (age 25 to 34)	50
Number of adults (age 35 to 44)	113
Number of adults (age 45 to 54)	83
Number of adults (age 55 to 64)	54
Number of adults (age 65 or older)	23
Observed age 25 or older	0

## Gender

Female	120
Male	221
Transgender	2
A gender other than singularly female or male (e.g., non-binary, genderfluid, agender, culturally specific gender)	0
Questioning	0

## Ethnicity

Non-Hispanic/Non-Latin(a)(o)(x)	333
Hispanic/Latin(a)(o)(x)	8

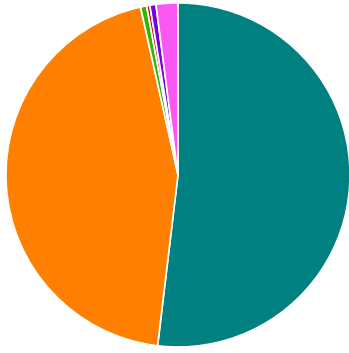
## Race

White	178
Black, African American, or African	153
Asian or Asian American	2
American Indian, Alaska Native, or Indigenous	1
Native Hawaiian or Pacific Islander	2
Multiple Races	7

## Chronically Homeless

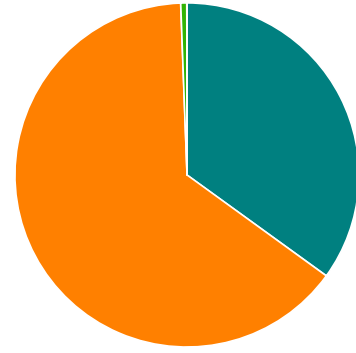
Total number of persons	78
-------------------------	----

Race



White Black or African American Asian  
American Indian Native Hawaiian Multiple

Gender



Female Male Transgender  
A gender other than singularly... Questioning

# Households with Only Children

## Household and Person Breakdown

Total number of households	1
Total number of children (persons under age 18)	1

## Gender

Female	0
Male	1
Transgender	0
A gender other than singularly female or male (e.g., non-binary, genderfluid, agender, culturally specific gender)	0
Questioning	0

## Ethnicity

Non-Hispanic/Non-Latin(a)(o)(x)	1
Hispanic/Latin(a)(o)(x)	0

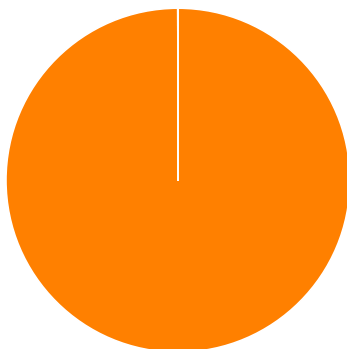
## Race

White	0
Black, African American, or African	1
Asian or Asian American	0
American Indian, Alaska Native, or Indigenous	0
Native Hawaiian or Pacific Islander	0
Multiple Races	0

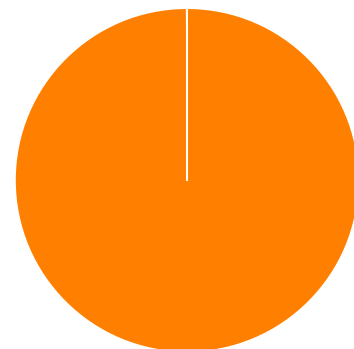
## Chronically Homeless

Total number of persons	0
-------------------------	---

Race



Gender



■ White   
 ■ Black or African American   
 ■ Asian  
■ American Indian   
 ■ Native Hawaiian   
 ■ Multiple

■ Female   
 ■ Male   
 ■ Transgender  
■ A gender other than singularly...   
 ■ Questioning

## Veteran Households

### Veteran Households with at Least One Adult and One Child

#### Household and Person Breakdown

Total number of households	0
Total number of persons	0
Total number of Veterans	0

#### Gender (veterans only)

Female	0
Male	0
Transgender	0
A gender other than singularly female or male (e.g., non-binary, genderfluid, agender, culturally specific gender)	0
Questioning	0

#### Ethnicity (veterans only)

Non-Hispanic/Non-Latin(a)(o)(x)	0
Hispanic/Latin(a)(o)(x)	0

#### Race (veterans only)

White	0
Black, African American, or African	0
Asian or Asian American	0
American Indian, Alaska Native, or Indigenous	0
Native Hawaiian or Pacific Islander	0
Multiple Races	0

#### Chronically Homeless

Total number of households	0
Total number of persons	0

Race

Gender

■ White   
 ■ Black or African American   
 ■ Asian  
■ American Indian   
 ■ Native Hawaiian   
 ■ Multiple

■ Female   
 ■ Male   
 ■ Transgender  
■ A gender other than singularly...   
 ■ Questioning



# Veteran Households without Children

## Household and Person Breakdown

Total number of households	23
Total number of persons	25
Total Number of Veterans	23

## Gender (veterans only)

Female	1
Male	22
Transgender	0
A gender other than singularly female or male (e.g., non-binary, genderfluid, agender, culturally specific gender)	0
Questioning	0

## Ethnicity (veterans only)

Non-Hispanic/Non-Latin(a)(o)(x)	23
Hispanic/Latin(a)(o)(x)	0

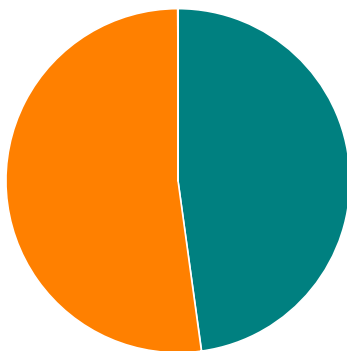
## Race (veterans only)

White	11
Black, African American, or African	12
Asian or Asian American	0
American Indian, Alaska Native, or Indigenous	0
Native Hawaiian or Pacific Islander	0
Multiple Races	0

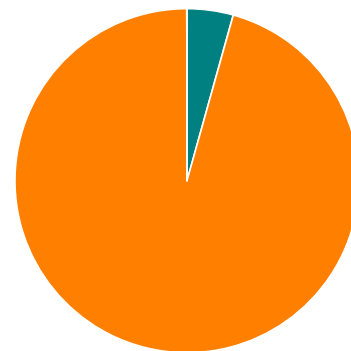
## Chronically Homeless

Total number of households	6
Total number of persons	8

Race



Gender



■ White   
 ■ Black or African American   
 ■ Asian  
■ American Indian   
 ■ Native Hawaiian   
 ■ Multiple

■ Female   
 ■ Male   
 ■ Transgender  
■ A gender other than singularly...   
 ■ Questioning

# Youth Households

## Unaccompanied Youth Households

### Household and Person Breakdown

Total number of unaccompanied youth households	20
Total number of unaccompanied youth	20
Number of unaccompanied youth (under age 18)	1
Number of unaccompanied youth (age 18 to 24)	19

### Gender (unaccompanied youth)

Female	10
Male	10
Transgender	0
A gender other than singularly female or male (e.g., non-binary, genderfluid, agender, culturally specific gender)	0
Questioning	0

### Ethnicity (unaccompanied youth)

Non-Hispanic/Non-Latin(a)(o)(x)	18
Hispanic/Latin(a)(o)(x)	2

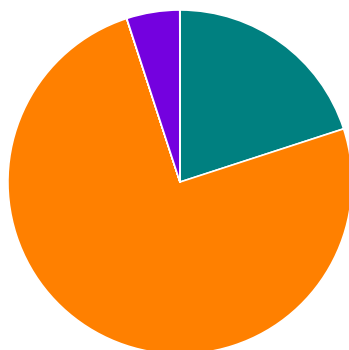
### Race (unaccompanied youth)

White	4
Black, African American, or African	15
Asian or Asian American	0
American Indian, Alaska Native, or Indigenous	0
Native Hawaiian or Pacific Islander	1
Multiple Races	0

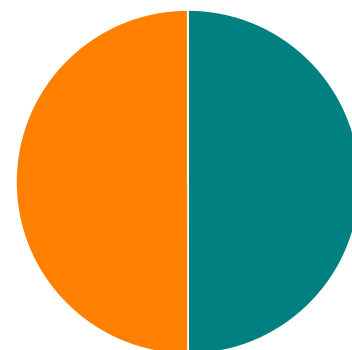
### Chronically Homeless

Total number of persons	1
-------------------------	---

Race



Gender



■ White   
 ■ Black or African American   
 ■ Asian  
■ American Indian   
 ■ Native Hawaiian   
 ■ Multiple

■ Female   
 ■ Male   
 ■ Transgender  
■ A gender other than singularly...   
 ■ Questioning

# Parenting Youth

## Household and Person Breakdown

Total number of parenting youth households	2
Total number of persons in parenting youth households	5
Total Parenting Youth (youth parents only)	2
Total Children in Parenting Youth Households	3
Number of parenting youth under age 18	0
Children in households with parenting youth under age 18	0
Number of parenting youth age 18 to 24	2
Children in households with parenting youth age 18 to 24	3

## Gender (youth parents only)

Female	2
Male	0
Transgender	0
A gender other than singularly female or male (e.g., non-binary, genderfluid, agender, culturally specific gender)	0
Questioning	0

## Ethnicity (youth parents only)

Non-Hispanic/Non-Latin(a)(o)(x)	2
Hispanic/Latin(a)(o)(x)	0

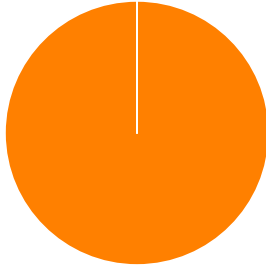
## Race (youth parents only)

White	0
Black, African American, or African	2
Asian or Asian American	0
American Indian, Alaska Native, or Indigenous	0
Native Hawaiian or Pacific Islander	0
Multiple Races	0

## Chronically Homeless

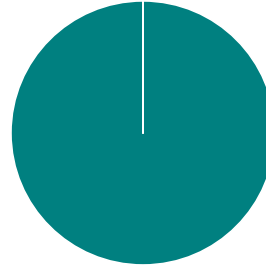
Total number of households	0
Total number of persons	0

### Race



White Black or African American Asian  
American Indian Native Hawaiian Multiple

### Gender



Female Male Transgender  
A gender other than singularly... Questioning

## Additional Homeless Populations (Adults Only)

Adults with a Serious Mental Illness	70
Adults with a Substance Use Disorder	45
Adults with HIV/AIDS	8
Adult Survivors of Domestic Violence (optional)	36

