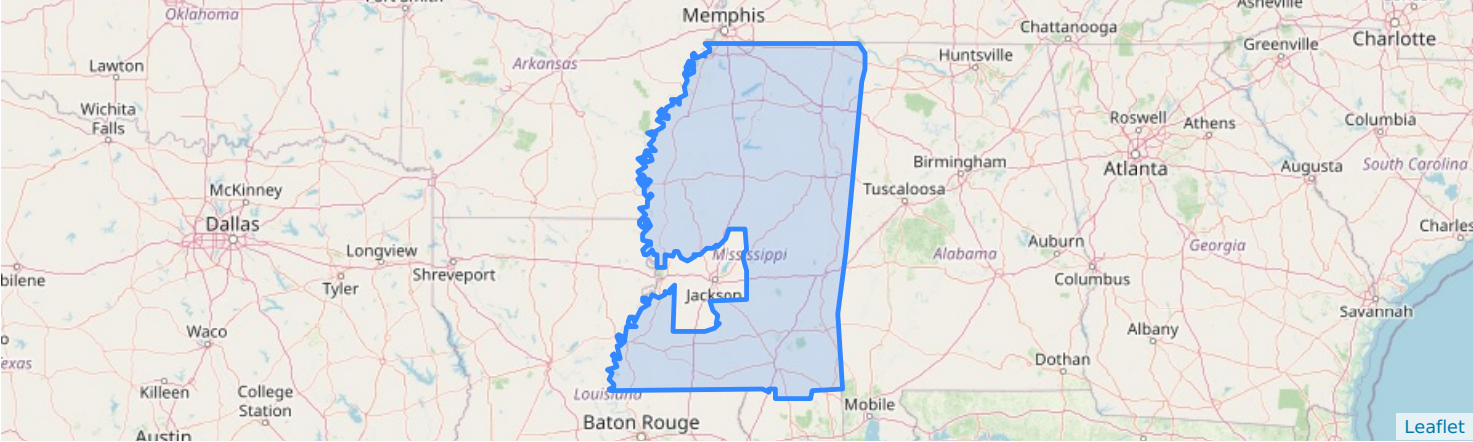
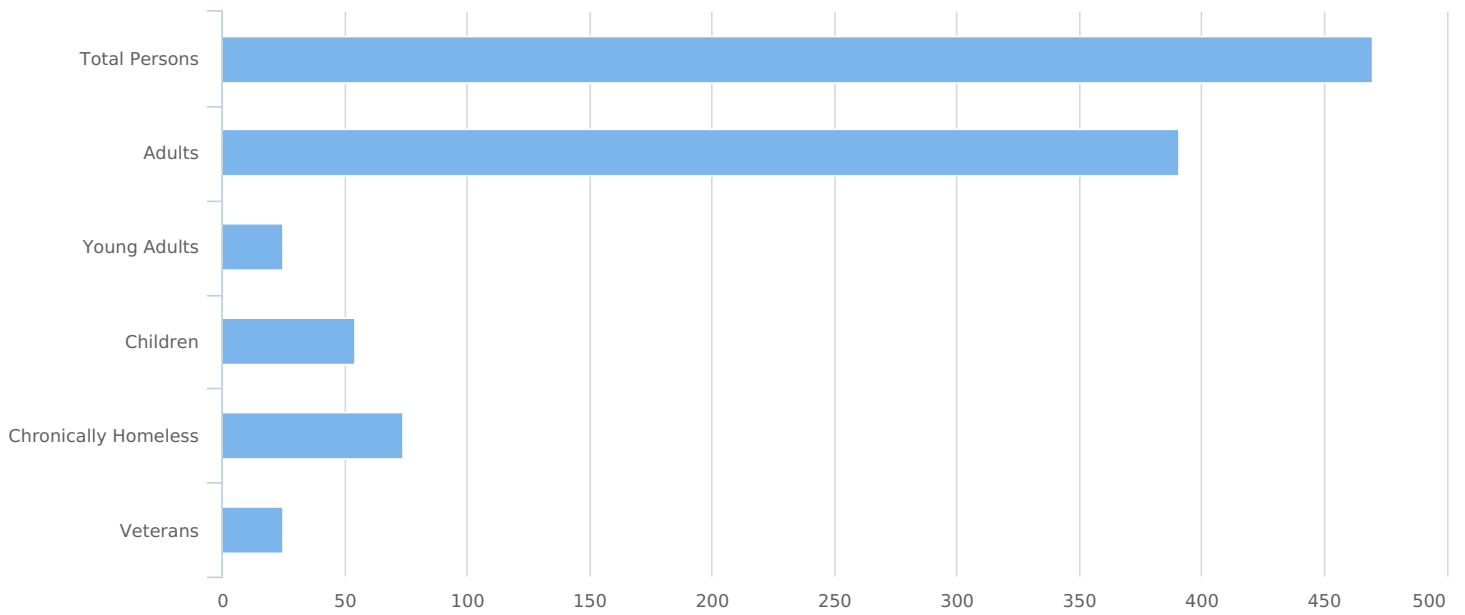


Count:	Mississippi BoS 2024 PIT Count	Geography:	All Geographies
Created by:	Glenn,Reginald	Created on:	08/20/2024 5:48 PM

Summary

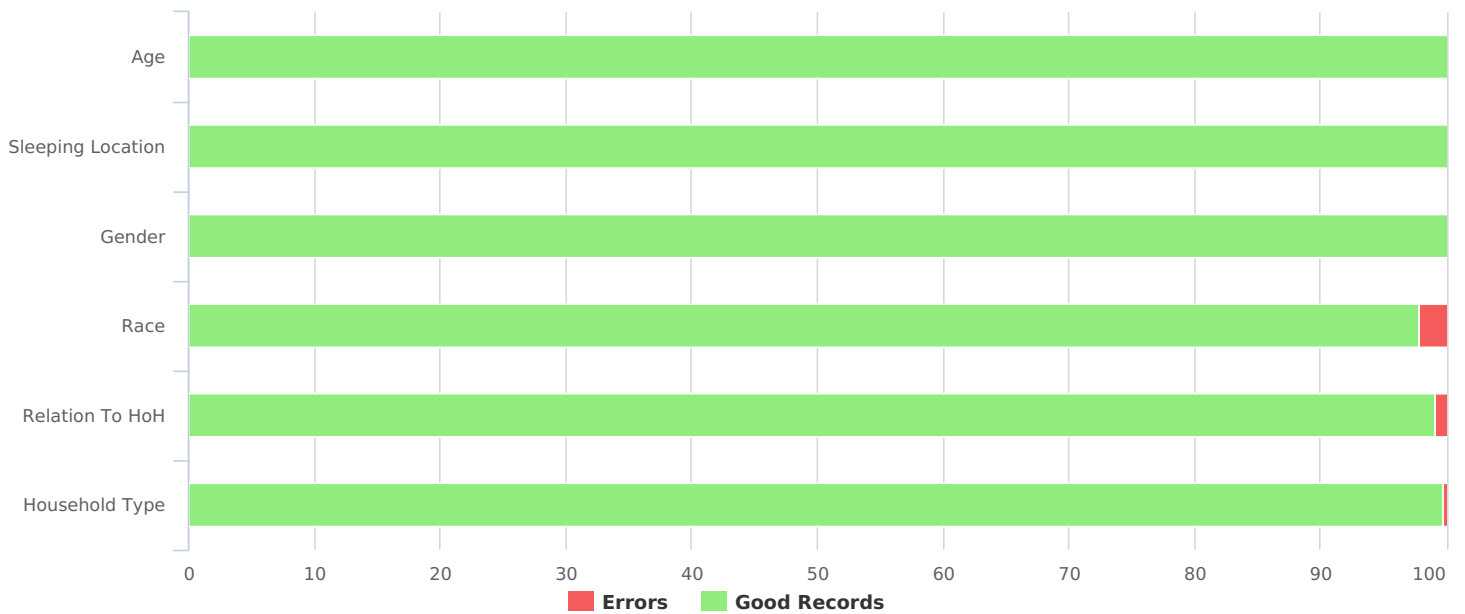


Total number of persons	470
Number of children (under age 18)	54
Number of youth (age 18 to 24)	25
Number of adults (age 25 to 34)	69
Number of adults (age 35 to 44)	133
Number of adults (age 45 to 54)	92
Number of adults (age 55 to 64)	79
Number of adults (age 65 or older)	18
Observed age 25 or older	0
Unknown Age	0
Chronically Homeless	74
Veterans	25



Data Quality Checks

Persons Missing Age Information	0
Persons Missing Sleeping Location	0
Persons Missing Gender	0
Persons Missing Race	10
Persons Missing Relation to HoH	4
Persons with Unknown Household Type	1



All Households

Households with at Least One Adult and One Child

Household and Person Breakdown

Total number of households	22
Total number of persons	77
Number of children (under age 18)	54
Number of youth (age 18 to 24)	4
Number of adults (age 25 to 34)	9
Number of adults (age 35 to 44)	9
Number of adults (age 45 to 54)	1
Number of adults (age 55 to 64)	0
Number of adults (age 65 or older)	0
Observed age 25 or older	0

Gender

Woman (Girl if child)	50
Man (Boy if child)	27
Culturally Specific Identity	0
Transgender	0
Non-Binary	0
Questioning	0
Different Identity	0
More Than One Gender	0

Of those that selected More Than One Gender, how many people reported gender identities that:

Includes Woman (Girl if child)	0
Includes Man (Boy if child)	0
Includes Culturally Specific Identity	0
Includes Transgender	0
Includes Non-Binary	0
Includes Questioning	0
Includes Different Identity	0

Race

American Indian, Alaska Native, or Indigenous	0
American Indian, Alaska Native, or Indigenous & Hispanic/Latina/e/o	0
Asian or Asian American	0
Asian or Asian American & Hispanic/Latina/e/o	0
Black, African American, or African	62
Black, African American, or African & Hispanic/Latina/e/o	2

Hispanic/Latina/e/o	0
Middle Eastern or North African	0
Middle Eastern or North African & Hispanic/Latina/e/o	0
Native Hawaiian or Pacific Islander	0
Native Hawaiian or Pacific Islander & Hispanic/Latina/e/o	0
White	12
White & Hispanic/Latina/e/o	0
Multi-Racial & Hispanic/Latina/e/o	0
Multiple Races (not Hispanic/Latina/e/o)	0

Chronically Homeless

Total number of households	0
Total number of persons	0

Households without Children

Household and Person Breakdown

Total number of households	382
Total number of persons	392
Number of youth (age 18 to 24)	21
Number of adults (age 25 to 34)	60
Number of adults (age 35 to 44)	123
Number of adults (age 45 to 54)	91
Number of adults (age 55 to 64)	79
Number of adults (age 65 or older)	18
Observed age 25 or older	0

Gender

Woman (Girl if child)	139
Man (Boy if child)	251
Culturally Specific Identity	0
Transgender	1
Non-Binary	0
Questioning	0
Different Identity	0
More Than One Gender	1

Of those that selected More Than One Gender, how many people reported gender identities that:

Includes Woman (Girl if child)	1
Includes Man (Boy if child)	0
Includes Culturally Specific Identity	0
Includes Transgender	0
Includes Non-Binary	0
Includes Questioning	0
Includes Different Identity	1

Race

American Indian, Alaska Native, or Indigenous	1
American Indian, Alaska Native, or Indigenous & Hispanic/Latina/e/o	0
Asian or Asian American	1
Asian or Asian American & Hispanic/Latina/e/o	0
Black, African American, or African	163
Black, African American, or African & Hispanic/Latina/e/o	3
Hispanic/Latina/e/o	1
Middle Eastern or North African	0
Middle Eastern or North African & Hispanic/Latina/e/o	0

Native Hawaiian or Pacific Islander	0
Native Hawaiian or Pacific Islander & Hispanic/Latina/e/o	0
White	209
White & Hispanic/Latina/e/o	0
Multi-Racial & Hispanic/Latina/e/o	0
Multiple Races (not Hispanic/Latina/e/o)	3

Chronically Homeless

Total number of persons	74
-------------------------	----

Households with Only Children

Household and Person Breakdown

Total number of households	0
Total number of children (persons under age 18)	0

Gender

Woman (Girl if child)	0
Man (Boy if child)	0
Culturally Specific Identity	0
Transgender	0
Non-Binary	0
Questioning	0
Different Identity	0
More Than One Gender	0

Of those that selected More Than One Gender, how many people reported gender identities that:

Includes Woman (Girl if child)	0
Includes Man (Boy if child)	0
Includes Culturally Specific Identity	0
Includes Transgender	0
Includes Non-Binary	0
Includes Questioning	0
Includes Different Identity	0

Race

American Indian, Alaska Native, or Indigenous	0
American Indian, Alaska Native, or Indigenous & Hispanic/Latina/e/o	0
Asian or Asian American	0
Asian or Asian American & Hispanic/Latina/e/o	0
Black, African American, or African	0
Black, African American, or African & Hispanic/Latina/e/o	0
Hispanic/Latina/e/o	0
Middle Eastern or North African	0
Middle Eastern or North African & Hispanic/Latina/e/o	0
Native Hawaiian or Pacific Islander	0
Native Hawaiian or Pacific Islander & Hispanic/Latina/e/o	0
White	0
White & Hispanic/Latina/e/o	0
Multi-Racial & Hispanic/Latina/e/o	0
Multiple Races (not Hispanic/Latina/e/o)	0

Chronically Homeless

Total number of persons	0
-------------------------	---

Veteran Households

Veteran Households with at Least One Adult and One Child

Household and Person Breakdown

Total number of households	0
Total number of persons	0
Total number of Veterans	0

Gender (Veterans Only)

Woman (Girl if child)	0
Man (Boy if child)	0
Culturally Specific Identity	0
Transgender	0
Non-Binary	0
Questioning	0
Different Identity	0
More Than One Gender	0

Of those that selected More Than One Gender, how many people reported gender identities that:

Includes Woman (Girl if child)	0
Includes Man (Boy if child)	0
Includes Culturally Specific Identity	0
Includes Transgender	0
Includes Non-Binary	0
Includes Questioning	0
Includes Different Identity	0

Race (Veterans Only)

American Indian, Alaska Native, or Indigenous	0
American Indian, Alaska Native, or Indigenous & Hispanic/Latina/e/o	0
Asian or Asian American	0
Asian or Asian American & Hispanic/Latina/e/o	0
Black, African American, or African	0
Black, African American, or African & Hispanic/Latina/e/o	0
Hispanic/Latina/e/o	0
Middle Eastern or North African	0
Middle Eastern or North African & Hispanic/Latina/e/o	0
Native Hawaiian or Pacific Islander	0
Native Hawaiian or Pacific Islander & Hispanic/Latina/e/o	0
White	0
White & Hispanic/Latina/e/o	0

Multi-Racial & Hispanic/Latina/e/o	0
Multiple Races (not Hispanic/Latina/e/o)	0

Chronically Homeless

Total number of households	0
Total number of persons	0

Veteran Households without Children

Household and Person Breakdown

Total number of households	25
Total number of persons	25
Total Number of Veterans	25

Gender (Veterans Only)

Woman (Girl if child)	4
Man (Boy if child)	21
Culturally Specific Identity	0
Transgender	0
Non-Binary	0
Questioning	0
Different Identity	0
More Than One Gender	0

Of those that selected More Than One Gender, how many people reported gender identities that:

Includes Woman (Girl if child)	0
Includes Man (Boy if child)	0
Includes Culturally Specific Identity	0
Includes Transgender	0
Includes Non-Binary	0
Includes Questioning	0
Includes Different Identity	0

Race (Veterans Only)

American Indian, Alaska Native, or Indigenous	0
American Indian, Alaska Native, or Indigenous & Hispanic/Latina/e/o	0
Asian or Asian American	1
Asian or Asian American & Hispanic/Latina/e/o	0
Black, African American, or African	11
Black, African American, or African & Hispanic/Latina/e/o	0
Hispanic/Latina/e/o	0
Middle Eastern or North African	0
Middle Eastern or North African & Hispanic/Latina/e/o	0
Native Hawaiian or Pacific Islander	0
Native Hawaiian or Pacific Islander & Hispanic/Latina/e/o	0
White	13
White & Hispanic/Latina/e/o	0
Multi-Racial & Hispanic/Latina/e/o	0
Multiple Races (not Hispanic/Latina/e/o)	0

Chronically Homeless

Total number of households	7
Total number of persons	7

Youth Households

Unaccompanied Youth Households

Household and Person Breakdown

Total number of unaccompanied youth households	21
Total number of unaccompanied youth	21
Number of unaccompanied youth (under age 18)	0
Number of unaccompanied youth (age 18 to 24)	21

Gender

Woman (Girl if child)	8
Man (Boy if child)	13
Culturally Specific Identity	0
Transgender	0
Non-Binary	0
Questioning	0
Different Identity	0
More Than One Gender	0

Of those that selected More Than One Gender, how many people reported gender identities that:

Includes Woman (Girl if child)	0
Includes Man (Boy if child)	0
Includes Culturally Specific Identity	0
Includes Transgender	0
Includes Non-Binary	0
Includes Questioning	0
Includes Different Identity	0

Race

American Indian, Alaska Native, or Indigenous	1
American Indian, Alaska Native, or Indigenous & Hispanic/Latina/e/o	0
Asian or Asian American	0
Asian or Asian American & Hispanic/Latina/e/o	0
Black, African American, or African	7
Black, African American, or African & Hispanic/Latina/e/o	0
Hispanic/Latina/e/o	0
Middle Eastern or North African	0
Middle Eastern or North African & Hispanic/Latina/e/o	0
Native Hawaiian or Pacific Islander	0
Native Hawaiian or Pacific Islander & Hispanic/Latina/e/o	0
White	13

White & Hispanic/Latina/e/o	0
Multi-Racial & Hispanic/Latina/e/o	0
Multiple Races (not Hispanic/Latina/e/o)	0

Chronically Homeless

Total number of persons	4
-------------------------	---

Parenting Youth

Household and Person Breakdown

Total number of parenting youth households	4
Total number of persons in parenting youth households	12
Total Parenting Youth (youth parents only)	4
Total Children in Parenting Youth Households	8
Number of parenting youth under age 18	0
Children in households with parenting youth under age 18	0
Number of parenting youth age 18 to 24	4
Children in households with parenting youth age 18 to 24	6

Gender (Youth Parents Only)

Woman (Girl if child)	4
Man (Boy if child)	0
Culturally Specific Identity	0
Transgender	0
Non-Binary	0
Questioning	0
Different Identity	0
More Than One Gender	0

Of those that selected More Than One Gender, how many people reported gender identities that:

Includes Woman (Girl if child)	0
Includes Man (Boy if child)	0
Includes Culturally Specific Identity	0
Includes Transgender	0
Includes Non-Binary	0
Includes Questioning	0
Includes Different Identity	0

Race (Youth Parents Only)

American Indian, Alaska Native, or Indigenous	0
American Indian, Alaska Native, or Indigenous & Hispanic/Latina/e/o	0
Asian or Asian American	0
Asian or Asian American & Hispanic/Latina/e/o	0
Black, African American, or African	4
Black, African American, or African & Hispanic/Latina/e/o	0
Hispanic/Latina/e/o	0
Middle Eastern or North African	0
Middle Eastern or North African & Hispanic/Latina/e/o	0

Native Hawaiian or Pacific Islander	0
Native Hawaiian or Pacific Islander & Hispanic/Latina/e/o	0
White	0
White & Hispanic/Latina/e/o	0
Multi-Racial & Hispanic/Latina/e/o	0
Multiple Races (not Hispanic/Latina/e/o)	0

Chronically Homeless

Total number of households	0
Total number of persons	0

Additional Homeless Populations (Adults Only)

Adults with a Serious Mental Illness	76
Adults with a Substance Use Disorder	34
Adults with HIV/AIDS	4
Adult Survivors of Domestic Violence (optional)	42

